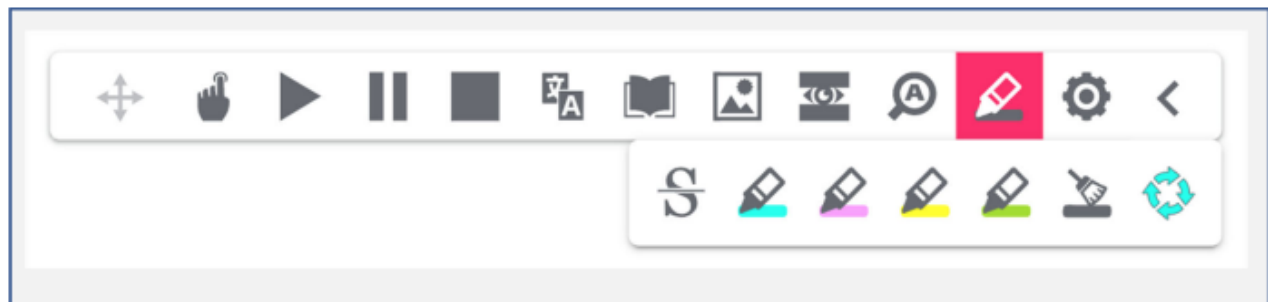












## Text to Speech Quick Reference Card



Symbol	Tools	Description	User Benefits
	Click or Hover to Speak (Read Aloud)	Reads text aloud with dual color highlighting at word and sentence level in contrasting colors by simply clicking (default) on or hovering over any text.	Hearing and seeing text read aloud increases focus and improves retention.
	Play Pause Stop	Users can start the read aloud on the first word in the HTML, a pre-programmed start point, or with a selection using the 'Play' icon. Pause will pause the audio with the sync'd highlighting staying visible. Stop will stop the audio and clear the highlighting.	'Select to Play' gives the user full control over what text they'd like to read aloud.  Set Start Point gives the publisher control on where the auto start for the Play icon will be.
	Single Word Translation	Allows single words to be translated and read aloud in six of the most commonly spoken European languages. Multiple definitions are also given to provide context.	Read and hear digital content in the learner's preferred language to help with comprehension.
	Multiple Word Translation	Allows single or multiple word selections to be translated into over 100 languages with read aloud for nearly 30 languages.	Read and hear digital content in the learner's preferred language to help with comprehension.

	<p>Dictionary</p>	<p>Look up the dictionary definition of any word with the option to have the definition read aloud. Multiple definitions are given to provide context. Simple/Basic or Unabridged views available for preprogramming.</p>	<p>Helps to improve comprehension and build vocabulary.</p>
	<p>Picture Dictionary</p>	<p>Look up the meaning of any word and see the dictionary definition in the form of an expressive illustration.</p>	<p>This visual feature provides an alternative image format to define a word. Helping to build vocabulary, support fluency and comprehension.</p>
	<p>Screen Mask</p>	<p>A tint overlay for the whole screen, with a focal reading pane. Can be customized by color, size and opacity.</p>	<p>Used by learners to focus on a specific section of the screen and can also be used to reduce screen glare. Benefits those with cognitive load difficulties and or color or light sensitivity.</p>
	<p>Text Magnifier</p>	<p>Magnifies text and reads it out loud. The magnified text is displayed with synchronous highlighting in a single line at the top of the screen in five different selectable font sizes.</p>	<p>Supports learners with mild to lower vision challenges. It is not a feature for learners with no vision.</p>
	<p>Annotation Pens</p>	<p>Annotation Pens offer the ability for the student to either Strike through or highlight word(s) within the content. Four color pens are available to use. Also, included are options to collect by page or remove by either the selection or the page.</p>	<p>Supports study skills.</p>
	<p>Settings</p>	<p>Customize the colors, voice speed, Screen Masking options, text size when magnified, language to translate to and more.</p>	<p>Tailoring the settings to individual needs and preferences, because we're all different.</p>